




Trusted by over 1 crore students

1 YEAR STUDY PLAN



MONTH 01


FOUNDATION BUILDING

- Familiarize yourself with the UPSC syllabus and exam pattern.
- To know the detailed syllabus: <https://youtu.be/5xb5X8IPGj4>
- Start with NCERT books for subjects like History, Geography, Economics, and Political Science.
- Read newspapers daily to stay updated on current affairs and develop a habit of reading editorials.
- Begin with general books for subjects like Indian Polity, Indian Economy, and General Science.
- To know the must read books for preparation: <https://youtu.be/wPw3MvrXuNc>
- Solve previous years' question papers to understand the exam pattern and types of questions asked.

MONTH 02

SUBJECT UNDERSTANDING AND OPTIONAL SUBJECT SELECTION

- Continue reading NCERT books for subjects like History, Geography, Economics, and Political Science.
- Refer to standard textbooks for subjects like Indian Polity, Indian Economy, General Science, and Environment.
- Start exploring various optional subjects and their syllabi.
- Shortlist a few optional subjects based on your interest, availability of study materials, and scoring potential.
- Begin studying the recommended books for the shortlisted optional subjects.



MONTH 03

OPTIONAL SUBJECT PREPARATION AND CURRENT AFFAIRS

- Dedicate more time to studying the books for your chosen optional subject.
- Solve previous years' question papers for the optional subject.
- Start focusing on daily current affairs from newspapers, magazines, and online sources.
- Make notes of important current affairs topics and revise them regularly.

MONTH 04


COMPREHENSIVE COVERAGE AND REVISION

- Complete the remaining topics of the UPSC syllabus for general studies.
- Refer to standard textbooks and study materials for subjects like History, Geography, Indian Polity, Indian Economy, General Science, and Environment.
- Continue making concise notes for quick revision.
- Solve topic-wise and subject-wise mock tests to assess your preparation level.
- Begin revising the topics covered in the previous months

MONTH 05

OPTIONAL SUBJECT PREPARATION AND CURRENT AFFAIRS

- Continue studying the books for your chosen optional subject.
- Solve previous years' question papers for the optional subject.
- Keep up with daily current affairs and make notes for revision.



MONTH 06

OPTIONAL SUBJECT PREPARATION AND CURRENT AFFAIRS

- Focus on daily current affairs from newspapers, magazines, and online sources.
- Make notes of important current affairs topics and revise them regularly.
- Solve daily, weekly, and monthly current affairs quizzes and mock tests.
- Continue solving previous years' question papers to improve time management and problem-solving skills.

MONTH 07


REVISION AND ANSWER WRITING PRACTICE

- Allocate sufficient time for the revision of all subjects.
- Revisit your notes, textbooks, and study materials.
- Solve full-length mock tests to simulate the exam environment.
- Analyze your performance in mock tests and identify areas that require improvement.
- Start practicing answer writing for both general studies and optional subjects.

MONTH 08

OPTIONAL SUBJECT REVISION AND CURRENT AFFAIRS

- Allocate sufficient time for the revision of all subjects.
- Revisit your notes, textbooks, and study materials.
- Solve full-length mock tests to simulate the exam environment.
- Analyze your performance in mock tests and identify areas that require improvement.
- Start practicing answer writing for both general studies and optional subjects.



MONTH 09

MOCK TESTS AND ESSAY WRITING

- Solve more full-length mock tests and analyze your performance.
- Pay special attention to time management and question selection.
- Start practicing essay writing on various topics and get feedback from mentors or peers.

MONTH 10


CURRENT AFFAIRS AND REVISION

- Continue focusing on daily current affairs and revise the notes regularly.
- Allocate dedicated time for the revision of all subjects.
- Revisit the important topics, especially those you find challenging.
- Practice writing answers and essays under timed conditions.

MONTH 11

TEST SERIES AND FINAL REVISION

- Enroll in a reputable test series and solve their mock tests.
 - Analyze your performance in the test series and identify areas for improvement
- Month 12: Final Revision and Exam Strategy
- Allocate sufficient time for the final revision of all subjects.
 - Focus on strengthening your weak areas and clarifying any remaining doubts.
 - Practice writing answers and essays under timed conditions.
 - Develop an exam strategy, including time allocation for different sections and question types.
 - Stay confident and maintain a positive mindset throughout the preparation journey.



GENERAL TIPS

- Maintain a consistent study routine and allocate dedicated time slots for each subject.
- Stay disciplined and motivated throughout the preparation process.
- Take regular breaks and ensure adequate rest to avoid burnout.
- Stay updated with government schemes, policies, and current affairs.
- Join online or offline coaching classes if necessary, to get guidance and clarify doubts.
- Practice answer writing extensively and seek feedback from mentors or peers.
- Use additional resources such as online study materials, video lectures, and mock tests.
- Stay focused and maintain a positive mindset throughout the preparation journey.
- For more information: <https://youtu.be/CypJQra3VII>

Remember, this plan is a general guideline, and you may need to adjust it according to your individual needs and preferences. Adapt the plan based on your study pace, strengths, and weaknesses. Regularly assess your progress and make necessary adjustments to ensure a balanced and effective preparation. Good luck with your UPSC Civil Services exam preparation!



THANK YOU



Trusted by over 1 crore students

