


**General Aptitude (GA)**

Q.1 – Q.5 Multiple Choice Question (MCQ), carry ONE mark each (for each wrong answer: – 1/3).

Q.1	Getting to the top is _____ than staying on top.
(A)	more easy
(B)	much easy
(C)	easiest
(D)	easier



<p>Q.2</p>	 <p>The mirror image of the above text about the x-axis is</p>
<p>(A)</p>	<p>TRIANGLE</p>
<p>(B)</p>	<p>TRIANGLE</p>
<p>(C)</p>	<p>TRIANGLE</p>
<p>(D)</p>	<p>TRIANGLE</p>

<p>Q.3</p>	<p>In a company, 35% of the employees drink coffee, 40% of the employees drink tea and 10% of the employees drink both tea and coffee. What % of employees drink neither tea nor coffee?</p>
<p>(A)</p>	<p>15</p>
<p>(B)</p>	<p>25</p>
<p>(C)</p>	<p>35</p>
<p>(D)</p>	<p>40</p>



Q.4	<p>\oplus and \odot are two operators on numbers p and q such that</p> $p \oplus q = \frac{p^2 + q^2}{pq} \quad \text{and} \quad p \odot q = \frac{p^2}{q};$ <p>If $x \oplus y = 2 \odot 2$, then $x =$</p>
(A)	$\frac{y}{2}$
(B)	y
(C)	$\frac{3y}{2}$
(D)	$2y$

Q.5	<p>Four persons P, Q, R and S are to be seated in a row, all facing the same direction, but not necessarily in the same order. P and R cannot sit adjacent to each other. S should be seated to the right of Q. The number of distinct seating arrangements possible is:</p>
(A)	2
(B)	4
(C)	6
(D)	8



Q. 6 – Q. 10 Multiple Choice Question (MCQ), carry TWO marks each (for each wrong answer: – 2/3).

Q.6	<p>Statement: Either P marries Q or X marries Y</p> <p>Among the options below, the logical NEGATION of the above statement is:</p>
(A)	P does not marry Q and X marries Y.
(B)	Neither P marries Q nor X marries Y.
(C)	X does not marry Y and P marries Q.
(D)	P marries Q and X marries Y.

Q.7	<p>Consider two rectangular sheets, Sheet M and Sheet N of dimensions 6 cm x 4 cm each.</p> <p>Folding operation 1: The sheet is folded into half by joining the short edges of the current shape.</p> <p>Folding operation 2: The sheet is folded into half by joining the long edges of the current shape.</p> <p>Folding operation 1 is carried out on Sheet M three times.</p> <p>Folding operation 2 is carried out on Sheet N three times.</p> <p>The ratio of perimeters of the final folded shape of Sheet N to the final folded shape of Sheet M is _____.</p>
(A)	13 : 7
(B)	3 : 2
(C)	7 : 5
(D)	5 : 13



<p>Q.8</p>	<div style="text-align: center;"> </div> <p>Five line segments of equal lengths, PR, PS, QS, QT and RT are used to form a star as shown in the figure above.</p> <p>The value of θ, in degrees, is _____</p>
<p>(A)</p>	<p>36</p>
<p>(B)</p>	<p>45</p>
<p>(C)</p>	<p>72</p>
<p>(D)</p>	<p>108</p>

<p>Q.9</p>	<p>A function, λ, is defined by</p> $\lambda(p, q) = \begin{cases} (p - q)^2, & \text{if } p \geq q, \\ p + q, & \text{if } p < q. \end{cases}$ <p>The value of the expression $\frac{\lambda(-(-3+2), (-2+3))}{(-(-2+1))}$ is:</p>
<p>(A)</p>	<p>-1</p>
<p>(B)</p>	<p>0</p>
<p>(C)</p>	<p>$\frac{16}{3}$</p>
<p>(D)</p>	<p>16</p>



Q.10	<p>Humans have the ability to construct worlds entirely in their minds, which don't exist in the physical world. So far as we know, no other species possesses this ability. This skill is so important that we have different words to refer to its different flavors, such as imagination, invention and innovation.</p> <p>Based on the above passage, which one of the following is TRUE?</p>
(A)	No species possess the ability to construct worlds in their minds.
(B)	The terms imagination, invention and innovation refer to unrelated skills.
(C)	We do not know of any species other than humans who possess the ability to construct mental worlds.
(D)	Imagination, invention and innovation are unrelated to the ability to construct mental worlds.



Civil Engineering (CE, Set-1)

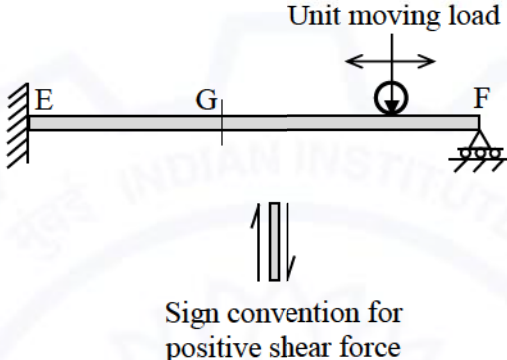
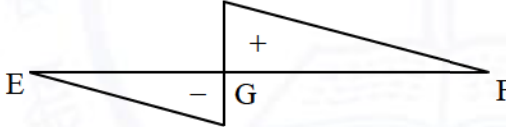
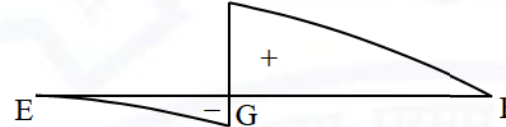
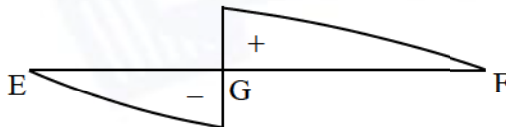
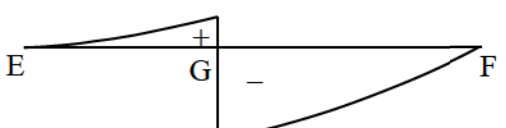
Q.1 – Q.16 Multiple Choice Question (MCQ), carry ONE mark each (for each wrong answer: – 1/3).

Q.1	The rank of matrix $\begin{bmatrix} 1 & 2 & 2 & 3 \\ 3 & 4 & 2 & 5 \\ 5 & 6 & 2 & 7 \\ 7 & 8 & 2 & 9 \end{bmatrix}$ is
(A)	1
(B)	2
(C)	3
(D)	4

Q.2	If $P = \begin{bmatrix} 1 & 2 \\ 3 & 4 \end{bmatrix}$ and $Q = \begin{bmatrix} 0 & 1 \\ 1 & 0 \end{bmatrix}$ then $Q^T P^T$ is
(A)	$\begin{bmatrix} 1 & 2 \\ 3 & 4 \end{bmatrix}$
(B)	$\begin{bmatrix} 1 & 3 \\ 2 & 4 \end{bmatrix}$
(C)	$\begin{bmatrix} 2 & 1 \\ 4 & 3 \end{bmatrix}$
(D)	$\begin{bmatrix} 2 & 4 \\ 1 & 3 \end{bmatrix}$

Q.3	The shape of the cumulative distribution function of Gaussian distribution is
(A)	Horizontal line
(B)	Straight line at 45 degree angle
(C)	Bell-shaped
(D)	S-shaped



<p>Q.4</p>	<p>A propped cantilever beam EF is subjected to a unit moving load as shown in the figure (not to scale). The sign convention for positive shear force at the left and right sides of any section is also shown.</p>  <p>The diagram shows a beam EF fixed at E and supported by a roller at F. A unit moving load is shown above the beam with a double-headed arrow indicating its movement. A section G is marked on the beam. Below the beam, a sign convention for positive shear force is shown: an upward arrow on the left side of a section and a downward arrow on the right side.</p> <p>The CORRECT qualitative nature of the influence line diagram for shear force at G is</p>
<p>(A)</p>	
<p>(B)</p>	
<p>(C)</p>	
<p>(D)</p>	



Q.5	Gypsum is typically added in cement to
(A)	prevent quick setting
(B)	enhance hardening
(C)	increase workability
(D)	decrease heat of hydration

Q.6	The direct and indirect costs estimated by a contractor for bidding a project is ₹160000 and ₹20000 respectively. If the mark up applied is 10% of the bid price, the quoted price (in ₹) of the contractor is
(A)	200000
(B)	198000
(C)	196000
(D)	182000

Q.7	In an Oedometer apparatus, a specimen of fully saturated clay has been consolidated under a vertical pressure of 50 kN/m² and is presently at equilibrium. The effective stress and pore water pressure immediately on increasing the vertical stress to 150 kN/m², respectively are
(A)	150 kN/m ² and 0
(B)	100 kN/m ² and 50 kN/m ²
(C)	50 kN/m ² and 100 kN/m ²
(D)	0 and 150 kN/m ²



Q.8	A partially-saturated soil sample has natural moisture content of 25% and bulk unit weight of 18.5 kN/m³. The specific gravity of soil solids is 2.65 and unit weight of water is 9.81 kN/m³. The unit weight of the soil sample on full saturation is
(A)	21.12 kN/m ³
(B)	19.03 kN/m ³
(C)	20.12 kN/m ³
(D)	18.50 kN/m ³

Q.9	If water is flowing at the same depth in most hydraulically efficient triangular and rectangular channel sections then the ratio of hydraulic radius of triangular section to that of rectangular section is
(A)	$\frac{1}{\sqrt{2}}$
(B)	$\sqrt{2}$
(C)	1
(D)	2

Q.10	'Kinematic viscosity' is dimensionally represented as
(A)	$\frac{M}{LT}$
(B)	$\frac{M}{L^2T}$
(C)	$\frac{T^2}{L}$
(D)	$\frac{L^2}{T}$



Q.11	Which one of the following statements is correct?
(A)	Pyrolysis is an endothermic process, which takes place in the absence of oxygen.
(B)	Pyrolysis is an exothermic process, which takes place in the absence of oxygen.
(C)	Combustion is an endothermic process, which takes place in the abundance of oxygen.
(D)	Combustion is an exothermic process, which takes place in the absence of oxygen.

Q.12	Which one of the following is correct?
(A)	The partially treated effluent from a food processing industry, containing high concentration of biodegradable organics, is being discharged into a flowing river at a point P. If the rate of degradation of the organics is higher than the rate of aeration, then dissolved oxygen of the river water will be lowest at point P.
(B)	The most important type of species involved in the degradation of organic matter in the case of activated sludge process based wastewater treatment is <i>chemoheterotrophs</i> .
(C)	For an effluent sample of a sewage treatment plant, the ratio $BOD_{5\text{-day}, 20^{\circ}\text{C}}$ upon ultimate BOD is more than 1.
(D)	A young lake characterized by low nutrient content and low plant productivity is called <i>eutrophic</i> lake.

Q.13	The liquid forms of particulate air pollutants are
(A)	dust and mist
(B)	mist and spray
(C)	smoke and spray
(D)	fly ash and fumes



Q.14	The shape of the most commonly designed highway vertical curve is
(A)	circular (single radius)
(B)	circular (multiple radii)
(C)	parabolic
(D)	spiral

Q.15	A highway designed for 80 km/h speed has a horizontal curve section with radius 250 m. If the design lateral friction is assumed to develop fully, the required super elevation is
(A)	0.02
(B)	0.05
(C)	0.07
(D)	0.09

Q.16	Which of the following is NOT a correct statement?
(A)	The first reading from a level station is a 'Fore Sight'.
(B)	Basic principle of surveying is to work from whole to parts.
(C)	Contours of different elevations may intersect each other in case of an overhanging cliff.
(D)	Planimeter is used for measuring 'area'.



Q.17 Multiple Select Question (MSQ), carry ONE mark (no negative marks).

Q.17	Which of the following is/are correct statement(s)?
(A)	Back Bearing of a line is equal to Fore Bearing $\pm 180^\circ$.
(B)	If the whole circle bearing of a line is 270° , its reduced bearing is 90° NW.
(C)	The boundary of water of a calm water pond will represent contour line.
(D)	In the case of fixed hair stadia tachometry, the staff intercept will be larger, when the staff is held nearer to the observation point.



Q.18 – Q.25 Numerical Answer Type (NAT), carry ONE mark each (no negative marks).

Q.18 Consider the limit:

$$\lim_{x \rightarrow 1} \left(\frac{1}{\ln x} - \frac{1}{x-1} \right)$$

The limit (correct up to one decimal place) is _____

Q.19 The volume determined from $\iiint_V 8xyz \, dV$ for $V = [2, 3] \times [1, 2] \times [0, 1]$ will be (in integer) _____

Q.20 The state of stress in a deformable body is shown in the figure. Consider transformation of the stress from the x-y coordinate system to the X-Y coordinate system. The angle θ , locating the X-axis, is assumed to be positive when measured from the x-axis in counter-clockwise direction.

The absolute magnitude of the shear stress component σ_{xy} (in MPa, round off to one decimal place) in x-y coordinate system is _____



Q.21 The equation of deformation is derived to be $y = x^2 - xL$ for a beam shown in the figure.

The curvature of the beam at the mid-span (in units, *in integer*) will be _____

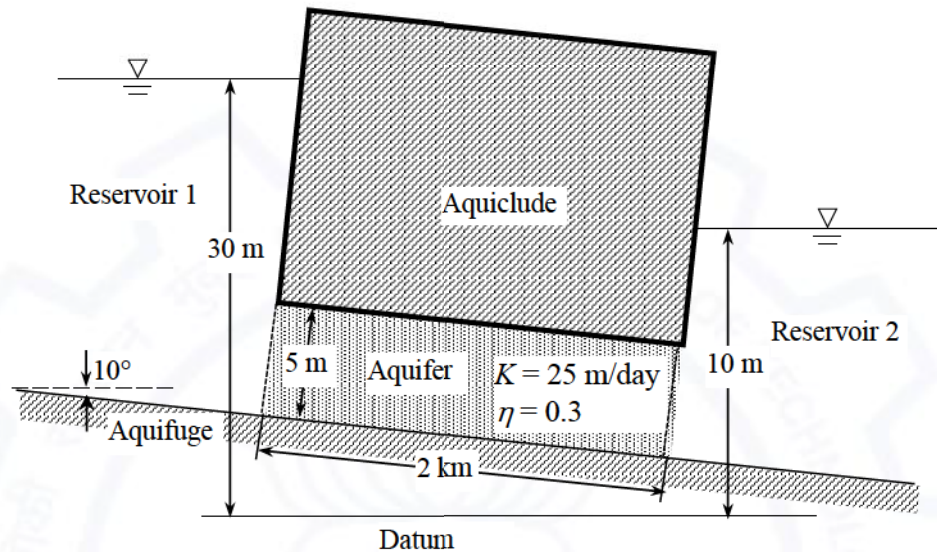
Q.22 A truss EFGH is shown in the figure, in which all the members have the same axial rigidity R . In the figure, P is the magnitude of external horizontal forces acting at joints F and G.

If $R = 500 \times 10^3$ kN, $P = 150$ kN and $L = 3$ m, the magnitude of the horizontal displacement of joint G (in mm, *round off to one decimal place*) is _____

Q.23 The cohesion (c), angle of internal friction (ϕ) and unit weight (γ) of a soil are 15 kPa, 20° and 17.5 kN/m³, respectively. The maximum depth of unsupported excavation in the soil (in m, *round off to two decimal places*) is _____



Q.24 Two reservoirs are connected through a homogeneous and isotropic aquifer having hydraulic conductivity (K) of 25 m/day and effective porosity (η) of 0.3 as shown in the figure (not to scale). Ground water is flowing in the aquifer at the steady state.



If water in Reservoir 1 is contaminated then the time (in days, round off to one decimal place) taken by the contaminated water to reach to Reservoir 2 will be _____

Q.25 A signalized intersection operates in two phases. The lost time is 3 seconds per phase. The maximum ratios of approach flow to saturation flow for the two phases are 0.37 and 0.40. The optimum cycle length using the Webster's method (in seconds, round off to one decimal place) is _____



Q.26 – Q.35 Multiple Choice Question (MCQ), carry TWO mark each (for each wrong answer: – 2/3).

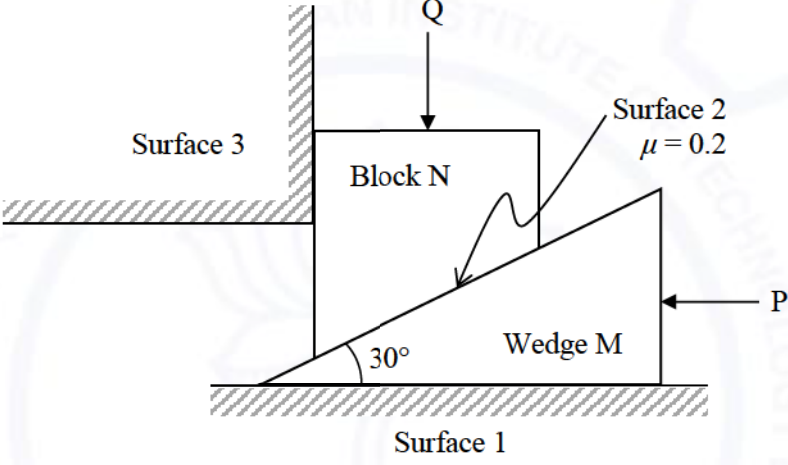
Q.26	The solution of the second-order differential equation $\frac{d^2y}{dx^2} + 2\frac{dy}{dx} + y = 0$ with boundary conditions $y(0)=1$ and $y(1)=3$ is
(A)	$e^{-x} + (3e-1)xe^{-x}$
(B)	$e^{-x} - (3e-1)xe^{-x}$
(C)	$e^{-x} + \left[3e \sin\left(\frac{\pi x}{2}\right) - 1 \right] xe^{-x}$
(D)	$e^{-x} - \left[3e \sin\left(\frac{\pi x}{2}\right) - 1 \right] xe^{-x}$

Q.27	The value of $\int_0^1 e^x dx$ using the trapezoidal rule with four equal subintervals is
(A)	1.718
(B)	1.727
(C)	2.192
(D)	2.718



Q.28	A 50 mL sample of industrial wastewater is taken into a silica crucible. The empty weight of the crucible is 54.352 g. The crucible with the sample is dried in a hot air oven at 104 °C till a constant weight of 55.129 g. Thereafter, the crucible with the dried sample is fired at 600 °C for 1 h in a muffle furnace, and the weight of the crucible along with residue is determined as 54.783 g. The concentration of total volatile solids is _____ .
(A)	15540 mg/L
(B)	8620 mg/L
(C)	6920 mg/L
(D)	1700 mg/L



<p>Q.29</p>	<p>A wedge M and a block N are subjected to forces P and Q as shown in the figure. If force P is sufficiently large, then the block N can be raised. The weights of the wedge and the block are negligible compared to the forces P and Q. The coefficient of friction (μ) along the inclined surface between the wedge and the block is 0.2. All other surfaces are frictionless. The wedge angle is 30°.</p>  <p>The limiting force P, in terms of Q, required for impending motion of block N to just move it in the upward direction is given as $P = \alpha Q$. The value of the coefficient 'α' (round off to one decimal place) is</p>
(A)	0.6
(B)	0.5
(C)	2.0
(D)	0.9



Q.30	<p>Contractor X is developing his bidding strategy against Contractor Y. The ratio of Y's bid price to X's cost for the 30 previous bids in which Contractor X has competed against Contractor Y is given in the Table</p> <table border="1" style="margin-left: auto; margin-right: auto;"> <thead> <tr> <th>Ratio of Y's bid price to X's cost</th> <th>Number of bids</th> </tr> </thead> <tbody> <tr> <td>1.02</td> <td>6</td> </tr> <tr> <td>1.04</td> <td>12</td> </tr> <tr> <td>1.06</td> <td>3</td> </tr> <tr> <td>1.10</td> <td>6</td> </tr> <tr> <td>1.12</td> <td>3</td> </tr> </tbody> </table> <p>Based on the bidding behaviour of the Contractor Y, the probability of winning against Contractor Y at a mark up of 8% for the next project is</p>	Ratio of Y's bid price to X's cost	Number of bids	1.02	6	1.04	12	1.06	3	1.10	6	1.12	3
	Ratio of Y's bid price to X's cost	Number of bids											
1.02	6												
1.04	12												
1.06	3												
1.10	6												
1.12	3												
(A)	0%												
(B)	more than 0% but less than 50%												
(C)	more than 50% but less than 100%												
(D)	100%												



<p>Q.31</p>	<p>Based on drained triaxial shear tests on sands and clays, the representative variations of volumetric strain ($\Delta V/V$) with the shear strain (γ) is shown in the figure.</p> <div style="text-align: center;"> <p>The graph plots Volumetric strain ($\Delta V/V$) on the vertical axis against Shear strain (γ) on the horizontal axis. The vertical axis has 'Expansion' at the top and 'Compression' at the bottom. Curve P starts at the origin (0,0) and curves upwards into the expansion region, eventually leveling off. Curve Q starts at the origin (0,0) and curves downwards into the compression region, eventually leveling off.</p> </div> <p>Choose the CORRECT option regarding the representative behaviour exhibited by Curve P and Curve Q.</p>
<p>(A)</p>	<p>Curve P represents dense sand and overconsolidated clay, while Curve Q represents loose sand and normally consolidated clay</p>
<p>(B)</p>	<p>Curve P represents dense sand and normally consolidated clay, while Curve Q represents loose sand and overconsolidated clay</p>
<p>(C)</p>	<p>Curve P represents loose sand and overconsolidated clay, while Curve Q represents dense sand and normally consolidated clay</p>
<p>(D)</p>	<p>Curve P represents loose sand and normally consolidated clay, while Curve Q represents dense sand and overconsolidated clay</p>



Q.32	A fluid flowing steadily in a circular pipe of radius R has a velocity that is everywhere parallel to the axis (centerline) of the pipe. The velocity distribution along the radial direction is $V_r = U\left(1 - \frac{r^2}{R^2}\right)$, where r is the radial distance as measured from the pipe axis and U is the maximum velocity at $r = 0$. The average velocity of the fluid in the pipe is
(A)	$\frac{U}{2}$
(B)	$\frac{U}{3}$
(C)	$\frac{U}{4}$
(D)	$\left(\frac{5}{6}\right)U$



Q.33 A water sample is analyzed for coliform organisms by the multiple-tube fermentation method. The results of confirmed test are as follows:

Sample size (mL)	Number of positive results out of 5 tubes	Number of negative results out of 5 tubes
0.01	5	0
0.001	3	2
0.0001	1	4

The most probable number (MPN) of coliform organisms for the above results is to be obtained using the following MPN Index.

MPN Index for Various Combinations of Positive Results when Five Tubes used per Dilution of 10.0 mL, 1.0 mL and 0.1 mL	
Combination of positive tubes	MPN Index per 100 mL
0 – 2 – 4	11
1 – 3 – 5	19
4 – 2 – 0	22
5 – 3 – 1	110

The MPN of coliform organisms per 100 mL is

- (A) 1100000
- (B) 110000
- (C) 1100
- (D) 110



Q.34	Ammonia nitrogen is present in a given wastewater sample as the ammonium ion (NH_4^+) and ammonia (NH_3). If pH is the only deciding factor for the proportion of these two constituents, which of the following is a correct statement?
(A)	At pH above 9.25, only NH_4^+ will be present.
(B)	At pH below 9.25, NH_3 will be predominant.
(C)	At pH 7.0, NH_4^+ and NH_3 will be found in equal measures.
(D)	At pH 7.0, NH_4^+ will be predominant.

Q.35	On a road, the speed – density relationship of a traffic stream is given by $u = 70 - 0.7k$ (where speed, u , is in km/h and density, k , is in veh/km). At the capacity condition, the average time headway will be
(A)	0.5 s
(B)	1.0 s
(C)	1.6 s
(D)	2.1 s



Q.36 – Q.55 Numerical Answer Type (NAT), carry TWO mark each (no negative marks).

Q.36 The values of abscissa (x) and ordinate (y) of a curve are as follows:

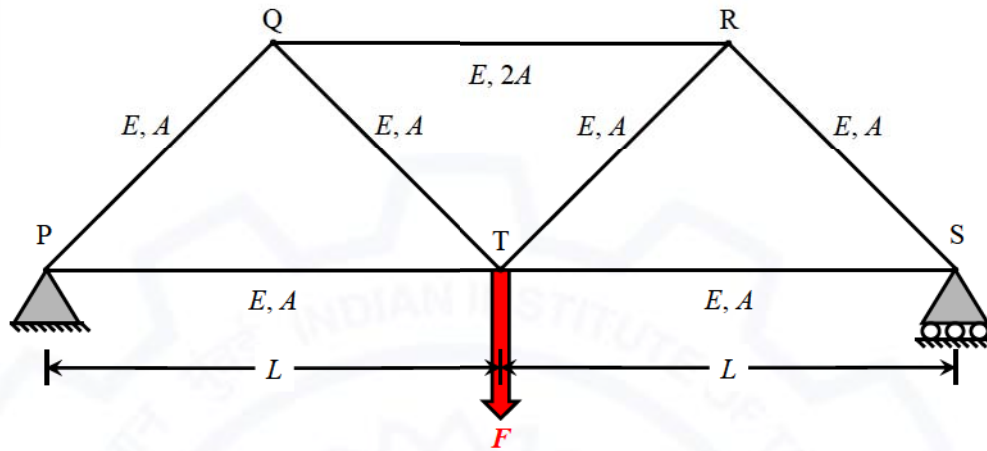
X	y
2.0	5.00
2.5	7.25
3.0	10.00
3.5	13.25
4.0	17.00

By Simpson's $1/3^{\text{rd}}$ rule, the area under the curve (*round off to two decimal places*) is _____

Q.37 Vehicular arrival at an isolated intersection follows the Poisson distribution. The mean vehicular arrival rate is 2 vehicle per minute. The probability (*round off to two decimal places*) that at least 2 vehicles will arrive in any given 1-minute interval is _____



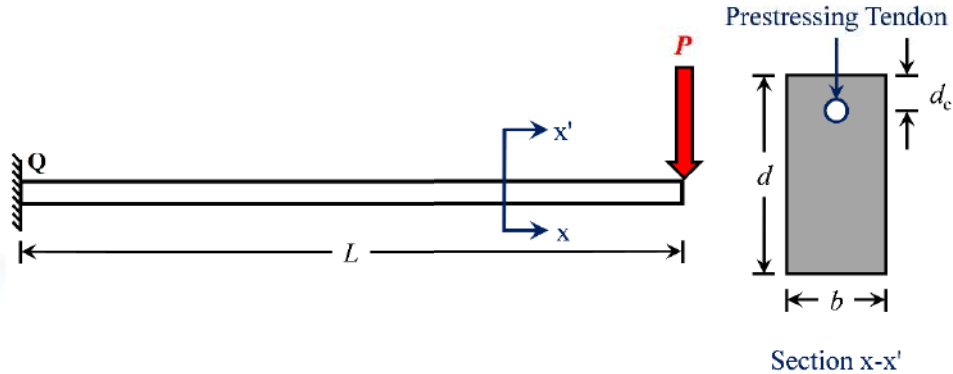
Q.38 Refer the truss as shown in the figure (not to scale).



If load, $F = 10\sqrt{3}$ kN, moment of inertia, $I = 8.33 \times 10^6$ mm⁴, area of cross-section, $A = 10^4$ mm², and length, $L = 2$ m for all the members of the truss, the compressive stress (in kN/m², in integer) carried by the member Q-R is _____



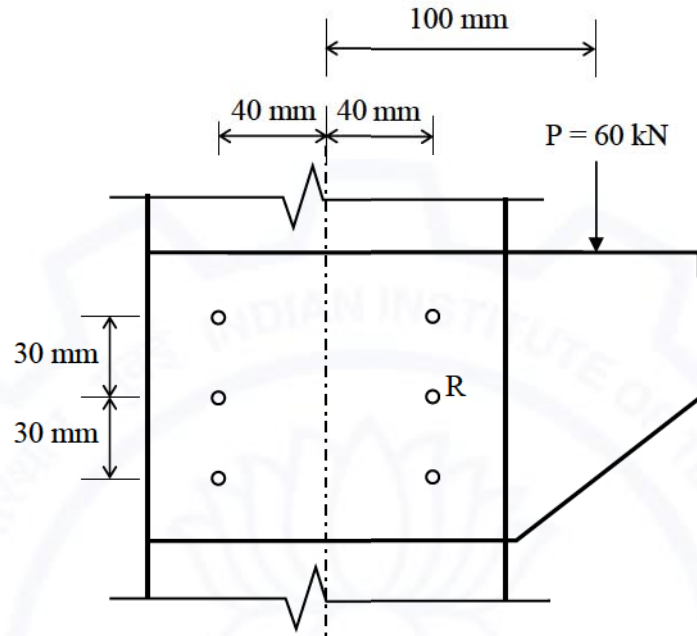
Q.39 A prismatic cantilever prestressed concrete beam of span length, $L = 1.5$ m has one straight tendon placed in the cross-section as shown in the following figure (not to scale). The total prestressing force of 50 kN in the tendon is applied at $d_c = 50$ mm from the top in the cross-section of width, $b = 200$ mm and depth, $d = 300$ mm.



If the concentrated load, $P = 5$ kN, the resultant stress (in MPa, in integer) experienced at point 'Q' will be _____



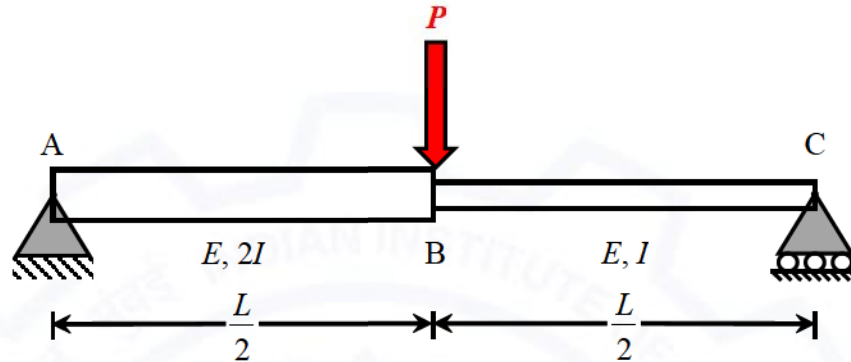
Q.40 A column is subjected to a total load (P) of 60 kN supported through a bracket connection, as shown in the figure (not to scale).



The resultant force in bolt R (in kN, round off to one decimal place) is _____

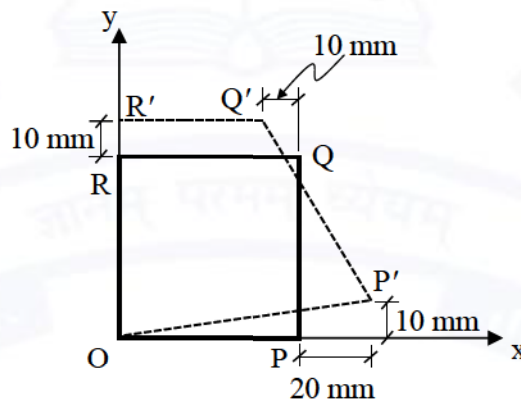


Q.41 Employ stiffness matrix approach for the simply supported beam as shown in the figure to calculate unknown displacements/rotations. Take length, $L = 8$ m; modulus of elasticity, $E = 3 \times 10^4$ N/mm²; moment of inertia, $I = 225 \times 10^6$ mm⁴.



The mid-span deflection of the beam (in mm, round off to integer) under $P = 100$ kN in downward direction will be _____

Q.42 A square plate O-P-Q-R of a linear elastic material with sides 1.0 m is loaded in a state of plane stress. Under a given stress condition, the plate deforms to a new configuration O-P'-Q'-R' as shown in the figure (not to scale). Under the given deformation, the edges of the plate remain straight.



The horizontal displacement of the point (0.5 m, 0.5 m) in the plate O-P-Q-R (in mm, round off to one decimal place) is _____



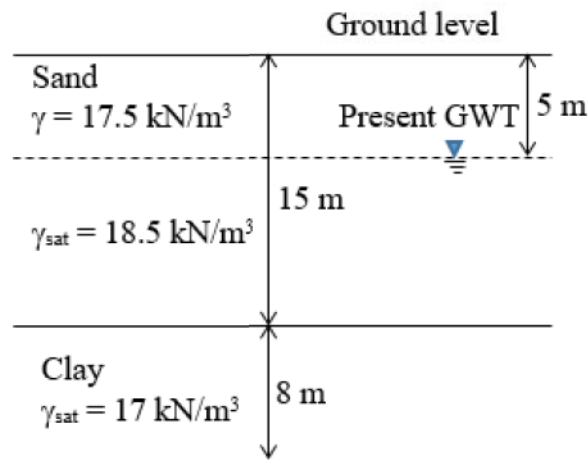
Q.43 A small project has 12 activities – N, P, Q, R, S, T, U, V, W, X, Y, and Z. The relationship among these activities and the duration of these activities are given in the Table.

Activity	Duration (in weeks)	Depends upon
N	2	-
P	5	N
Q	3	N
R	4	P
S	5	Q
T	8	R
U	7	R, S
V	2	U
W	3	U
X	5	T, V
Y	1	W
Z	3	X, Y

The total float of the activity “V” (in weeks, *in integer*) is _____



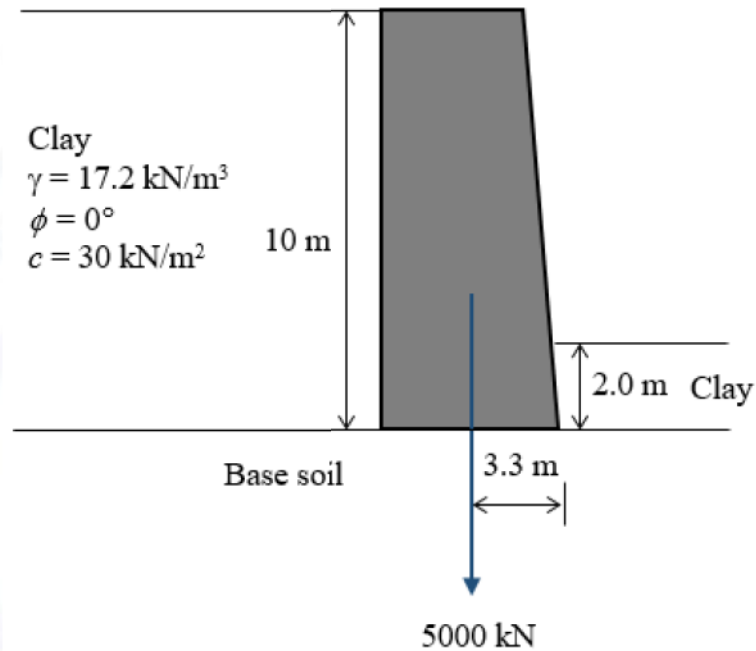
Q.44 The soil profile at a construction site is shown in the figure (not to scale). Ground water table (GWT) is at 5 m below the ground level at present. An old well data shows that the ground water table was as low as 10 m below the ground level in the past. Take unit weight of water, $\gamma_w = 9.81 \text{ kN/m}^3$.



The overconsolidation ratio (OCR) (round off to two decimal places) at the mid-point of the clay layer is _____



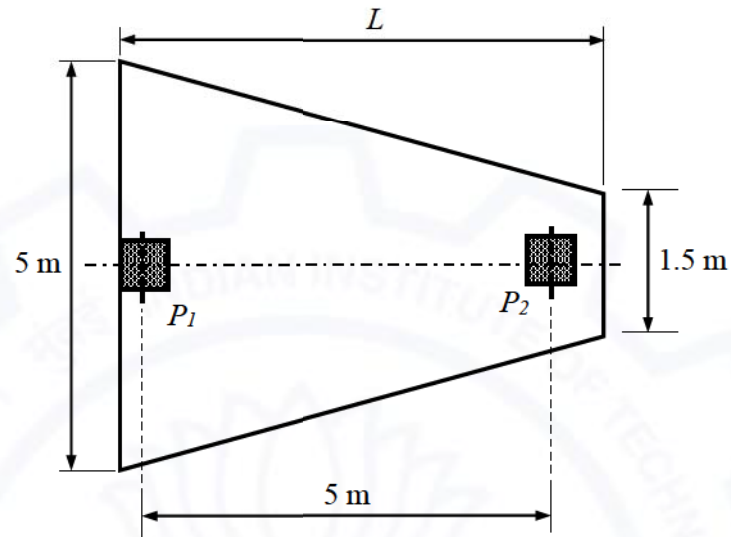
- Q.45 A retaining wall of height 10 m with clay backfill is shown in the figure (not to scale). Weight of the retaining wall is 5000 kN per m acting at 3.3 m from the toe of the retaining wall. The interface friction angle between base of the retaining wall and the base soil is 20° . The depth of clay in front of the retaining wall is 2.0 m. The properties of the clay backfill and the clay placed in front of the retaining wall are the same. Assume that the tension crack is filled with water. Use Rankine's earth pressure theory. Take unit weight of water, $\gamma_w = 9.81 \text{ kN/m}^3$.



The factor of safety (round off to two decimal places) against sliding failure of the retaining wall after ignoring the passive earth pressure will be _____



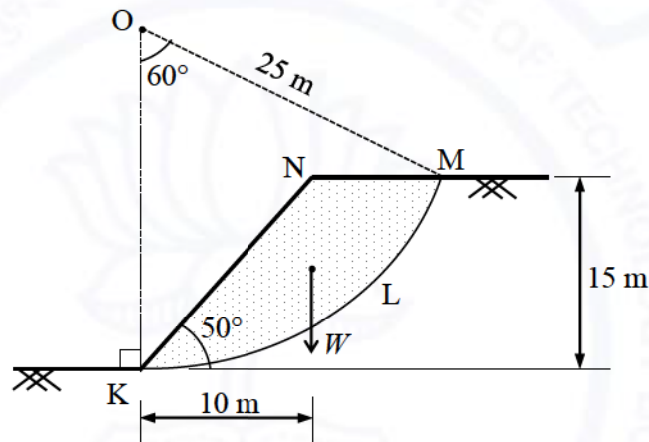
- Q.46 A combined trapezoidal footing of length L supports two identical square columns (P_1 and P_2) of size $0.5 \text{ m} \times 0.5 \text{ m}$, as shown in the figure. The columns P_1 and P_2 carry loads of 2000 kN and 1500 kN , respectively.



If the stress beneath the footing is uniform, the length of the combined footing L (in m, round off to two decimal places) is _____



Q.47 An unsupported slope of height 15 m is shown in the figure (not to scale), in which the slope face makes an angle 50° with the horizontal. The slope material comprises purely cohesive soil having undrained cohesion 75 kPa. A trial slip circle KLM, with a radius 25 m, passes through the crest and toe of the slope and it subtends an angle 60° at its center O. The weight of the active soil mass (W , bounded by KLMN) is 2500 kN/m, which is acting at a horizontal distance of 10 m from the toe of the slope. Consider the water table to be present at a very large depth from the ground surface.



Considering the trial slip circle KLM, the factor of safety against the failure of slope under undrained condition (round off to two decimal places) is _____

Q.48 An unlined canal under regime conditions along with a silt factor of 1 has a width of flow 71.25 m. Assuming the unlined canal as a wide channel, the corresponding average depth of flow (in m, round off to two decimal places) in the canal will be _____



Q.49 A cylinder (2.0 m diameter, 3.0 m long and 25 kN weight) is acted upon by water on one side and oil (specific gravity = 0.8) on other side as shown in the figure.

The absolute ratio of the net magnitude of vertical forces to the net magnitude of horizontal forces (round off to two decimal places) is _____

Q.50 A tube-well of 20 cm diameter fully penetrates a horizontal, homogeneous and isotropic confined aquifer of infinite horizontal extent. The aquifer is of 30 m uniform thickness. A steady pumping at the rate of 40 litres/s from the well for a long time results in a steady drawdown of 4 m at the well face. The subsurface flow to the well due to pumping is steady, horizontal and Darcian and the radius of influence of the well is 245 m. The hydraulic conductivity of the aquifer (in m/day, round off to integer) is _____

Q.51 A baghouse filter has to treat $12 \text{ m}^3/\text{s}$ of waste gas continuously. The baghouse is to be divided into 5 sections of equal cloth area such that one section can be shut down for cleaning and/or repairing, while the other 4 sections continue to operate. An air-to-cloth ratio of $6.0 \text{ m}^3/\text{min-m}^2$ cloth will provide sufficient treatment to the gas. The individual bags are of 32 cm in diameter and 5 m in length. The total number of bags (in integer) required in the baghouse is _____



Q.52 A secondary clarifier handles a total flow of $9600 \text{ m}^3/\text{d}$ from the aeration tank of a conventional activated-sludge treatment system. The concentration of solids in the flow from the aeration tank is 3000 mg/L . The clarifier is required to thicken the solids to 12000 mg/L , and hence it is to be designed for a solid flux of $3.2 \frac{\text{kg}}{\text{m}^2 \cdot \text{h}}$. The surface area of the designed clarifier for thickening (in m^2 , *in integer*) is _____

Q.53 Spot speeds of vehicles observed at a point on a highway are 40, 55, 60, 65 and 80 km/h. The space-mean speed (in km/h, *round off to two decimal places*) of the observed vehicles is _____

Q.54 The longitudinal section of a runway provides the following data:

End-to-end runway (m)	Gradient (%)
0 to 300	+ 1.2
300 to 600	- 0.7
600 to 1100	+ 0.6
1100 to 1400	- 0.8
1400 to 1700	- 1.0

The effective gradient of the runway (in %, *round off to two decimal places*) is _____

Q.55 Traversing is carried out for a closed traverse PQRS. The internal angles at vertices P, Q, R and S are measured as 92° , 68° , 123° , and 77° , respectively. If fore bearing of line PQ is 27° , fore bearing of line RS (in degrees, *in integer*) is _____

END OF THE QUESTION PAPER

GATE 2021 Answer Key for Civil Engineering (CE - 1)

Graduate Aptitude Test in Engineering (GATE 2021)

Subject/Paper: Civil Engineering (CE - 1)

Q. No.	Session	Question Type MCQ/MSQ/NAT	Section Name	Answer Key/Range	Marks	Negative Marks
1	1	MCQ	GA	D	1	1/3
2	1	MCQ	GA	B	1	1/3
3	1	MCQ	GA	C	1	1/3
4	1	MCQ	GA	B	1	1/3
5	1	MCQ	GA	C	1	1/3
6	1	MCQ	GA	B	2	2/3
7	1	MCQ	GA	A	2	2/3
8	1	MCQ	GA	A	2	2/3
9	1	MCQ	GA	B	2	2/3
10	1	MCQ	GA	C	2	2/3
1	1	MCQ	CE	B	1	1/3
2	1	MCQ	CE	D	1	1/3
3	1	MCQ	CE	D	1	1/3
4	1	MCQ	CE	B	1	1/3
5	1	MCQ	CE	A	1	1/3
6	1	MCQ	CE	A	1	1/3
7	1	MCQ	CE	C	1	1/3
8	1	MCQ	CE	B	1	1/3
9	1	MCQ	CE	A	1	1/3
10	1	MCQ	CE	D	1	1/3
11	1	MCQ	CE	A	1	1/3

GATE 2021 Answer Key for Civil Engineering (CE - 1)

Q. No.	Session	Question Type MCQ/MSQ/NAT	Section Name	Answer Key/Range	Marks	Negative Marks
12	1	MCQ	CE	B	1	1/3
13	1	MCQ	CE	B	1	1/3
14	1	MCQ	CE	C	1	1/3
15	1	MCQ	CE	B	1	1/3
16	1	MCQ	CE	A	1	1/3
17	1	MSQ	CE	A; B; C	1	0
18	1	NAT	CE	0.5 to 0.5	1	0
19	1	NAT	CE	15 to 15	1	0
20	1	NAT	CE	95 to 97	1	0
21	1	NAT	CE	2 to 2	1	0
22	1	NAT	CE	0.9 to 0.9	1	0
23	1	NAT	CE	4.80 to 5.00	1	0
24	1	NAT	CE	2400 to 2400	1	0
25	1	NAT	CE	60.7 to 61.1	1	0
26	1	MCQ	CE	A	2	2/3
27	1	MCQ	CE	B	2	2/3
28	1	MCQ	CE	C	2	2/3
29	1	MCQ	CE	D	2	2/3
30	1	MCQ	CE	B	2	2/3
31	1	MCQ	CE	A	2	2/3
32	1	MCQ	CE	A	2	2/3
33	1	MCQ	CE	B	2	2/3
34	1	MCQ	CE	D	2	2/3

GATE 2021 Answer Key for Civil Engineering (CE - 1)

Q. No.	Session	Question Type MCQ/MSQ/NAT	Section Name	Answer Key/Range	Marks	Negative Marks
35	1	MCQ	CE	D	2	2/3
36	1	NAT	CE	20.00 to 21.00	2	0
37	1	NAT	CE	0.58 to 0.60	2	0
38	1	NAT	CE	490 to 510	2	0
39	1	NAT	CE	0 to 0	2	0
40	1	NAT	CE	27.0 to 29.0	2	0
41	1	NAT	CE	100 to 130	2	0
42	1	NAT	CE	2.4 to 2.6	2	0
43	1	NAT	CE	0 to 0	2	0
44	1	NAT	CE	1.18 to 1.26	2	0
45	1	NAT	CE	4.20 to 4.35	2	0
46	1	NAT	CE	5.70 to 5.90	2	0
47	1	NAT	CE	1.94 to 1.98	2	0
48	1	NAT	CE	2.80 to 2.95	2	0
49	1	NAT	CE	0.35 to 0.40	2	0
50	1	NAT	CE	34 to 38	2	0
51	1	NAT	CE	30 to 30	2	0
52	1	NAT	CE	375 to 375	2	0
53	1	NAT	CE	55.50 to 58.50	2	0
54	1	NAT	CE	0.30 to 0.34	2	0
55	1	NAT	CE	196 to 196 OR 218 to 218	2	0